



Try this production full scale or with small stick puppets. Use a narrator or pass the lines around. Add music and dancing! Send out invitations!

*Dina Frasin*

### CHARACTERS you will need:

- |                     |                           |                                   |
|---------------------|---------------------------|-----------------------------------|
| Reindeer            | Garden Warbler            | Ocean Wave Makers (6)             |
| Arctic Terns        | Sun                       | Clouds                            |
| Humpback Whale      | Moon                      | Lightning Bolt (optional)         |
| Pacific Salmon      | Stars (many)              | Trees (two branches each, 2 +)    |
| Monarch Butterflies | Sun Ribbon Rays (three +) | Children (3 different skin tones) |
| Green Turtle        | Earth (2 carriers)        | Fact Sign Carriers                |
| European Eels       | North Star                |                                   |
- All animals can be increased or reduced to any number

### SUPPLIES you will need:


- |               |                |             |
|---------------|----------------|-------------|
| Cardboard     | Newspaper      | Blue Fabric |
| Paint         | Mounting Poles | Scissors    |
| Brushes       | Hot Glue Gun   | Matt Knife  |
| Water Buckets | Staple Gun     |             |
| Paper Towels  | White Fabric   |             |
- Large cardboard sheets make it easier. Call a carton company or use appliance boxes or foam core. Cardboard paints best if painted white first.
  - Use the white fabric for the ocean and span the width of the stage. Use the blue fabric for the ocean and span the width of the stage twice.

### PERFORMANCE HINTS:


- Keep cardboard shapes small enough to handle easily
- Extend poles for sun and Moon so they can rest on the ground *or* make carrying pouch to tie around waist, pole slips into pocket
- Hot glue Velcro to attach child to Earth to add and remove easily
- Paint both sides of all cardboard props, use a white primer first
- Ask children to draw, invite parents to cut cardboard shapes
- For tree branches look for tree trimming scraps, add paper leaves with wire
- For Tree characters, build in “rest zones” with crossed arms, reducing strain
- Perhaps Migrating Animals reenter appropriate scenes: ocean, forest, sky, etc.
- Perhaps narrator delivers all lines, or maybe some lines are spoken by characters
- Look through the glossary in *On the Day You Were Born*. Select facts that are interesting, for placards. Perhaps an imp-like character runs through with signs, turning from question to answer, or question is chased by an answer?
- All performers could dress in black, white, or jeans
- Wooden paint stirrers make great supports for small puppets. Hot glue to cardboard
- Remember that many of the props can be hand-held with no stick support
- Very important: When a prop is being moved, the puppeteer needs to keep their eyes *on the Prop* because the audience eyes will follow the attention of the puppeteer. If the puppeteer’s eyes drift, audience attention will follow directly.

### MUSIC NOTES:


- Instruments can be traditional OR be created from things found in the natural world. Consider rocks, sticks, dried leaves on a branch, pebbles, bamboo, shells, even feathers. Metal junk can also serve: metal drums, cans, sheet aluminum (great thunder), or create a “junk tree” of hanging metal parts to play as a percussion instrument.
- Let the narration and the music “talk” to each other.




1. Narrator: *On the eve of your birth...*  
 (Actors enter carrying each animal—  
 add as many to each species as needed)




2. MIGRATING ANIMAL PARADE!



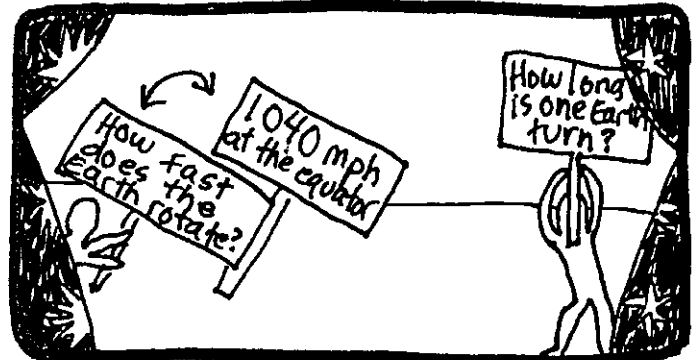
3. Migrating animals dance! Make music!



4. *While you waited in darkness...*  
 (Turn Earth...add lots of stars)




5. *...spinning the night into light.*  
 (Turn Earth on edge...Hold out Sun's ribbon rays)




6. IDEA????  
 Add fact questions???



7. *...gravity's strong pull held you to the Earth...*  
 (Stick small child on edge. Secure. Turn Earth  
 all the way around! Music!)




8. *...the burning Sun sent up towering flames...*  
 (SUN DANCE!)




9. ...the quiet Moon glowed...  
(Moon glides by window...stars twirl)




10. ...the glittering North Star stood still...  
(Walk Earth around on edge, keep star in place)



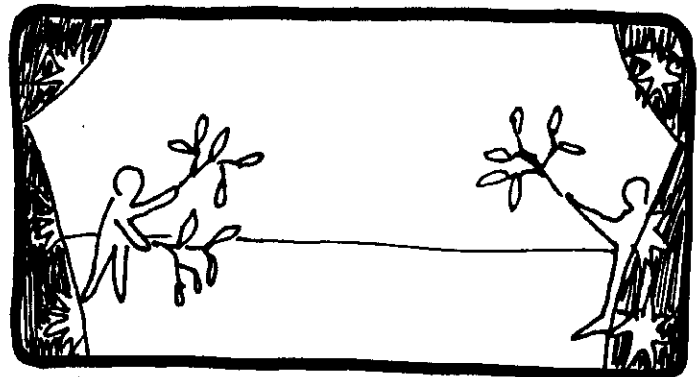
11. ...the Moon pulled on the ocean below and ...  
(Gently wave blue cloth. Shake white cloth.)




12. ...while far out at sea, clouds swelled...  
(Shake cloth with increasing wildness! Storm!)




13. (Storm clears. One end of cloth drops, slowly pulled.  
Music/sounds slow. One tree branch edges out in wind.)



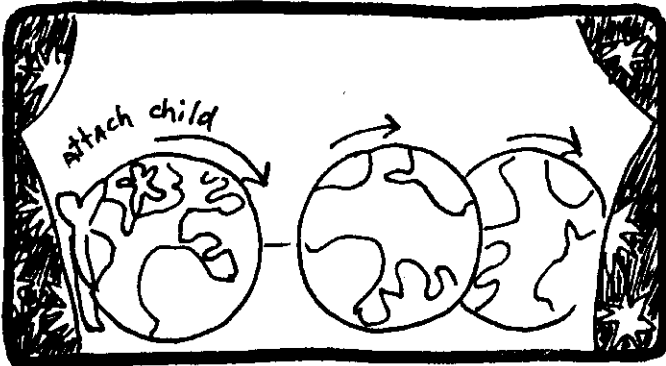
14. ...a forest of tall trees  
collected the Sun's light...




15. (Trees sway branches. Child is carried through forest. Reindeer peeks?)




16. ...air rushed in and blew about...  
(Leaves arch. Child figures turn slowly.)




17. *...the Earth turned...*  
(Great, rumbling music!)




18. *...the Sun flared...*  
(Huge, burning music!)



19. *...the Moon pulled...*  
(Shiny, glittering music!)



20. *...And then, with a push, you slipped out...*  
(Tumbling children, slow motion.)



21. *Welcome to our spinning world...*  
(Child figures stop center stage. Music or humming while props move in. All quiet and still for words.)



22. *Welcome to the green Earth...*  
(All characters slowly return to stage during musical interludes.)



23. (More music or humming as everyone moves in place.)



24. (Everyone in places. Music quiet. All still.)  
*We are so glad you've come.*